

Treibball examination regulations



**Verband für das
Deutsche Hundewesen e. V.**

Mitglied der
Fédération Cynologique
Internationale

valid from 1.1.2023

VDH PO Treibball 2023 (2022-11-18)

Treibball examination regulations VDH

valid from 1.1.2023

To the extent that the male form of a term is used in this set of rules for reasons of simplicity, the female and diverse forms are of course also included.

Contents

1. Preamble	5
2. Scope	6
3. General provisions	6
4. Requirements for the organizer	7
4.1 Playing field	7
4.2 Goal	7
4.3 Perimeter Fencing	7
4.4 Markings and signs	8
4.5 Workplace for the Judge	8
4.6 Access and audience	8
4.7 Preparation area	8
4.8 Balls	8
4.9 Rings	9
4.10 Review by the judge	9
5. Obligations of the organizer	9
5.1 Examiner	10
5.2 Helpers	10
5.3 Standard time and formation	10
5.4 Starter and result competition lists	10
6. Participation requirements	11
6.1 Generally	11
6.2 Competition documents and reporting on the competition day	11
6.3 Identity control	11
6.4 Measurement of dogs	12
6.5 Female dogs in heat	12
6.6 Adjustments for the handler	12
6.7 Exclusionary circumstances	12
6.7.1 Pregnant/lactating bitches	12
6.7.2 Illness/injury/risk of infection	12
6.7.3 Doping	12
7. Competition season	13
8. Competition days	13

9. Attendance	13
10. Specific starting requirements in the classes	13
10.1 Sizes and classes	13
10.2 Minimum age	14
11. Rules of the game	14
11.1 Field and goal	14
11.2 Choosing the correct ball size	14
11.3 Number and distance of balls	14
11.4 Basic rules	15
11.5 Outrun and lift	16
11.6 Ball touched by the dog handler	17
11.7 External influences, for example wind, rain or extreme heat	17
11.8 Runs	17
12. Rating, promotion and relegation	21
12.1 Maximum number of points	21
12.2 Cancellation	21
12.3 Demerit points	22
12.4 Standard time, time error	22
12.5 Total points and placement	22
12.6 Entry of the evaluation results	23
12.7 Predicates, promotion and relegation	23
13. Disqualification	24
13.1 Disqualification due to poor social compatibility	24
13.2 Disqualification due to dog handler misconduct	24
14. Standard time and speed	24
15. Annexes to these examination regulations	25
Annex 1: VDH Turnierkarte Treibball	
Annex 2: Entry of the examination result in the examination documents	

1. Preamble

Treibball is a dog sport based on herding that is suitable for dogs of almost any breed and size. The tasks are tailored to the level of difficulty and pace of each dog and its person.

Treibball promotes healthy physical and cognitive activity for the dog. The dog is sent forward and side-ways to the balls, the maximum distance is 20 m. On the playing field, the dog works independently, but in constant communication and cooperation with its human. Working at a distance is a challenge that strengthens bonds and basic obedience. The goal is perfect interaction between humans and dogs. In addition, playing with the colorful balls is just a lot of fun!

When training in Treibball, positive, stress-free and non-violent methods should always be used. The dog's disposition, its performance and its willingness to perform determine the training and its participation in tests. The influence of humans on performance through medication or non-animal-friendly influences is forbidden.

The dog lover who is aware of his responsibility will only take part in tests, competitions and training with healthy dogs.

2. Scope

These examination regulations apply to all member clubs of the German Canine Association (VDH).

3. General provisions

These regulations come into force on January 1, 2023 by decision of the VDH board.

All competitions are subject to sporting principles. The type of demonstration and its assessment are recorded in this set of rules. The provisions of this set of rules are binding for everyone involved.

The events are public in nature; the location and start of the examination must be announced publicly. The member associations are permitted to issue additional admission/implementation regulations for qualifications/champions. Dogs of all breeds and mixed breeds can take part in the VDH area. In principle, there are no restrictions regarding origin and racial affiliation. Proof of a breeding book entry/ appendix register is not required.

The term "event" includes the spatial, temporal and organizational framework in which the Treibball competition takes place.

Treibball competition may only be evaluated by Treibball judges if a date has been secured for the tournament. According to the VDH expense regulations in the currently valid version, the judge is entitled to reimbursement of costs. The VDH framework regulations for judges in sports in the currently valid version apply to the activities and powers of the judges.

A competition begins with the registration office opening and ends with the award ceremony. The core component of a competition is the actual test, which is carried out in the form of two competition runs. The term run refers to the period between the start and end of the time measurement. The evaluation of the team consisting of handler and dog in terms of the test begins with entering the testing area and ends with leaving the testing area. For organizational reasons, the organizer may divide a competition into several parts, each with its own entry and award ceremony. As a rule, this should be communicated to the judge and the participants when the competition is announced, but it must be communicated no later than the day before the competition.

„Competition day" means the day on which the examination or part of the examination takes place. Any exam days that belong together must be numbered consecutively. No more than 50 teams can be evaluated by one judge on one test day.

The judge's verdict is final and must be accepted by the dog handler. Any criticism of the judge's decisions is inadmissible and may result in exclusion from further participation in the tournament or from future Treibball competition. Video recordings are not admissible as evidence.

The judge evaluates the examination, monitors the accuracy of the entries in the examination documents and confirms them with his signature or judge's stamp.

The organizer is entitled to cancel, interrupt or end the event if safety and order cannot be guaranteed. When the event ends, the competition also ends.

The judge is entitled to cancel, interrupt or end the competition if security and order cannot be guaranteed.

4. Requirements for the organizer

4.1 Playing field

The playing field is usually rectangular, flat and has a size of approx. 15 m x 30 m. The floor of the playing field is usually a short-cut lawn that has been cleaned of clippings and objects.

Deviations from the norm are generally possible. Any deviation from the norm must be reported to the judge by the organizer at least four weeks before the tournament. The judge has the right to demand correction of the deviation or to declare the place unsuitable.

4.2 Goal

The goal is directly adjacent to the playing field in the middle of a short side of the playing field (goal side). It is 3 meters wide and 3 meters deep.

The goal is open at the back and the fence must reach at least 1 m deep into the goal. Any remaining side and rear boundaries of the goal are marked on the ground.

If the pitch has a slope, the goal must be on the higher short side.

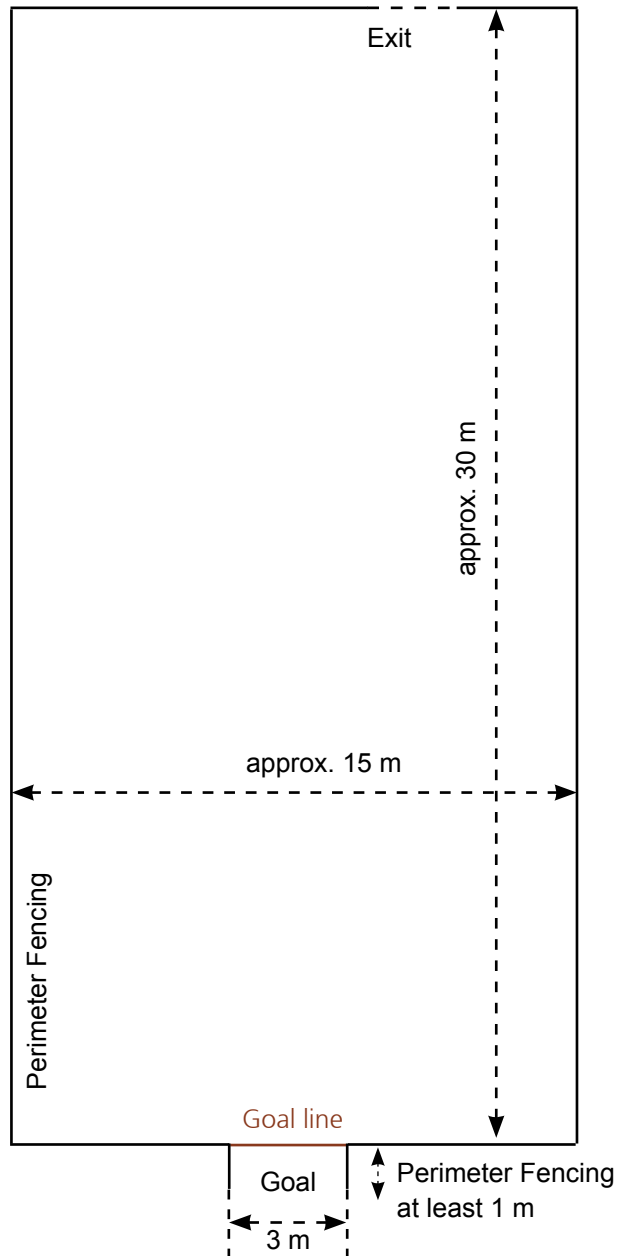
There is no barrier between the field and the goal.

4.3 Perimeter Fencing

The playing field and the goal are usually bordered by a fence (top edge) that is at least 60 cm high. Deviations are possible with the consent of the judge. The fences must be tightly meshed and well tensioned; no "pockets" may form between the posts. No balls are allowed to pass under the fencing.

The fence must be stable and must not pose a danger to the dog if it hits a ball against the fence. This is particularly true on the side of the goal and especially for the goal posts.

On the short rear side of the playing field, the fence may be broken to form an exit. In this case the edge of the playing field is marked on the ground.



4.4 Markings and signs

In addition to the goal and goal area markings, the maximum distance of each participating size group and class to the goal as well as the positions of the balls for run two can be marked on the field. On the right and left of the side boards, the distances from ball 1 in run 1 can be displayed for all participating performance classes and groups.

The distances can be found in the Number and Distance of Balls section.

Markings and signs must not pose a risk of injury.

4.5 Workplace for the Judge

There must be a workplace for the judge next to the playing field. If possible, a tent or pavilion with a table should be placed approx. 10 m from the gate on one of the long sides.

4.6 Access and audience

If possible, there should be a separate entrance and exit to the field, as well as a waiting area separated from spectators and other participants for the team that starts next.

Audiences are allowed at least 2 meters away from the pitch. No spectators are allowed within 5 meters directly behind the goal. The judge may assign a greater distance generally or to individual people or dogs.

4.7 Preparation area

If local conditions permit, the organizer will provide a separate, fenced preparation area. This must not be located directly next to the playing field. There should be at least one ball of each required ball size available on the preparation area.

4.8 Balls

The organizer must provide ten balls each in at least three different ball sizes: small, medium and large. The three ball sizes should be coordinated with each other so that the dogs of the different size groups (see paragraphs sizes and classes and choosing the correct ball size) find a suitable ball size.

The following guidelines are recommended for the balls provided by the organizer:

	Minimum diameter	Maximum diameter
Small size balls	approx. 25 cm	approx. 40 cm
Medium size balls	approx. 40 cm	approx. 55 cm
Large size balls	approx. 55	approx. 75 cm

The actual diameter of the balls of a ball size may vary by up to 15%, but the respective minimum diameter according to the table must be attained. The organizer may provide additional ball sizes.

The ball sizes provided will be announced by the organizer when the tournament is advertised.

Only smooth, light exercise balls may be used, including Redondo, yoga or children's play balls in the smaller sizes. It is recommended to use burst-proof balls with a load capacity of at least 100 kg. The balls must be firmly inflated and must not be grossly dirty. The plugs must not protrude.

Each eight balls are numbered from one to eight. The numbers should be written on the balls with waterproof colour about six times their size so that they can be easily read from a distance from the goal, regardless of how the ball is lying. Two balls each are replacement balls. They are not numbered.

All balls that are not needed in the game are stored outside the playing field and out of sight of the dogs currently competing.

4.9 Rings

There must be the right number of suitable rings for each ball size. The outer diameter of the rings must not exceed the ball diameter. The inside diameter must be dimensioned so that the balls still touch the ground. The height of the rings is a maximum of 7 cm, each adjusted to the size of the ball. The rings must not cause injuries if the dog steps on them or touches them while running.

4.10 Review by the judge

The judge checks whether the materials provided, meet the requirements of these examination regulations. He can order a correction or cancel the competition or individual classes or groups if the requirements for the proper conduct of the exam are not met.

5. Obligations of the organizer

Admission to the tournament is the responsibility of the organizer.

The organizer is obliged to organize a safe and orderly course of the event, especially the competition. He is responsible for ensuring that the application for a date protection is submitted, that the event is registered with the relevant authorities, in particular the veterinary authority, if necessary, and that any existing official requirements are adhered to..

The organizer must allow sufficient time for checking the identity of the dogs and measuring new starters.

The organizer is particularly responsible for the following tasks:

- Acceptance of registrations and checking for completeness and accuracy in accordance with these examination regulations,
- Creation of the starter lists and the schedule,
- Ensuring that all materials required for the competition are present and ready for use,
- Preparation of the playing field before the competition

Message to the judge:

- no later than four weeks before the event, if there are any deviations in the playing field from the norm,
- no later than seven days before the event:
 - the total number of starters in the classes,
 - confirmation that sufficient people are available to carry out the event properly in accordance with the requirements of these competition regulations.
- Before the exam begins:
 - Providing a chip check list, consisting of start number, name of the dog and identification feature (chip or tattoo number),
 - Handing over the starter list and the judges' sheets sorted in starting order, in which all the necessary information has been entered, to the judge, posting the courses and starter lists as well

- after completing the runs:
 - Evaluating the results, creating the result lists and performance sheets, filling out the exam documents, presenting the exam documents to the judge, creating a competition report for the judge's signature.

5.1 Examiner

An examination leader must be appointed for the competition. The head of the examination is responsible for the proper conduct of the competition. He ensures that the area has been prepared for the competition and that all necessary materials and helpers are available. He is available to the judge during the competition .

The head of the examination may delegate tasks to suitable people or receive support from third parties in carrying out his tasks.

5.2 Helpers

If possible, the following helpers should support the head of the competition and the judge on the day of the competition

- A guide for each starting team,
- two helpers for timekeeping,
- a judges assistant as well
- a pitch helper. Additional field helpers are recommended for classes Tb 2 and Tb 3.

5.3 Standard time and formation

The judge will announce the formation of the balls and the standard times for the runs on the day of the competition before the start of the test. The judge may inform the organizer of the necessary marking points the day before the tournament.

5.4 Starter and result competition lists

The organizer will publicly display a starter list with all teams starting in the respective classes as well as the course plans in good time before the start of the test. After the test, the organizer creates a list of results and presents the completed test documents and a competition report to the judge for inspection and signature.

6. Participation requirements

6.1 Generally

The team is eligible to participate if:

- the dog is identifiable (chip or tattoo),
- a valid rabies vaccination is proven for the dog,
- there is valid liability insurance for the dog,
- Valid examination documents are available for each team .
- Each team has received a registration (electronically or in paper form) from the organizer by the registration deadline at the latest. The registration of young people up to 18 years of age must be signed by a legal guardian. The organizer may allow late registrations.

Changes in registration to another class must be reported to the organizer at least seven days before the event. Changes in registration received later do not give rise to a right to start in the desired class. A re-registration into a start “Just for fun” can also be done on the day of the exam itself.

A dog handler is allowed to lead several dogs in one test. A dog may only compete once on a test day, regardless of whether the start is in a class or “just for fun”.

Deviating from this rule, a child/young person (up to the age of 18) may also lead the dog that has already been presented in the test by a dog handler. In this constellation, the dog may be led in a maximum of 4 runs per day.

6.2 Competition documents and reporting on the competition day

On the day of the test, valid test documents for each team must be presented to the registration office before the test begins. For dogs from the association's clubs that are authorized to take tests, an association performance certificate issued for the dog must be presented. Starters from VDH member clubs that are not authorized to take exams or those that do not issue Treibball exam documents can use the VDH tournament card as an alternative to document their participation in the exam and as proof of promotion qualifications . This regulation applies equally to starters without VDH membership.

Before the start, it is checked whether the respective team has the right to start in the respective class.

The test documents will be transmitted at the end of the competition by the registration office or another impartial person who may not be the dog handler or owner. If the chip is not found, the dog handler is given one opportunity to carry out the search himself. The reading is then issued again by the judge.

6.3 Identity control

The mandatory identity check is carried out by the judge using the chip check list provided by the organizer. The judge may refer the task to the examiner or the person appointed by him. The judge determines the time of the chip check.

Dogs whose identity cannot be clearly established will not be evaluated and will be excluded from the competition.

6.4 Measurement of dogs

If there is no size information entered in the test documents that allows a clear assignment to a size group in accordance with these test regulations, the dog must be measured before the first start. This must be done by the judge. The judge enters the size group determined into the examination documents. If the dog's size was determined before the dog was 13 months old, a review of the measurement result is required from 18 months of age, unless the dog was assigned to the Large size group.

6.5 Female dogs in heat

Female dogs in heat are permitted. They start at the end of the exam. During the rest of the test day, the bitches are not allowed near the playing field. The organizer will regulate the details.

The organizer may require the wearing of protective pants. He tells the judge. Information about the heat must be given to the competition manager in good time before the event.

6.6 Adjustments for the handler

For health reasons, the dog handler can request adjustments or aids when registering. The judge, in consultation with the organizer, decides whether participation is possible and whether and what adjustments will be made.

6.7 Exclusionary circumstances

Even if all participation requirements are met, dogs can be excluded from taking part in the tournament or event under certain conditions.

The organizer can declare exclusion from the entire event at any time. Anyone who is excluded from the event is automatically excluded from the tournament with all consequences. The judge can declare exclusion from the tournament at any time.

An exclusion leads to the revocation of all points, regardless of when it is announced.

Registering a dog even though exclusion circumstances are known can be considered unsportsmanlike behavior.

6.7.1 Pregnant/lactating bitches

Pregnant or lactating female dogs are excluded from the event. A separate publication from the VDH provides information about blocking periods for pregnant and lactating bitches.

6.7.2 Illness/injury/risk of infection

Sick or suspected dogs are excluded from the event. Injured dogs are excluded from the tournament. The organizer can also exclude an injured dog from the event.

6.7.3 Doping

A dog that is registered by its owner to take part in a competition and is brought into the event area by him or the dog handler must be free of all substances on the substance group list of the dog in its tissues, body fluids and excretions on the day of the event VDH are listed. The substance group list, implementation of controls and possible sanctions for violations are published in a corresponding VDH set of rules. Dogs that do not meet this requirement will be excluded from the event.

7. Competition season

Competitions can be held all year round if weather conditions permit and the safety and health of people and animals are not endangered. Otherwise you must refrain from carrying it out.

8. Competition days

1. Saturday, Sunday and public holiday
2. Fridays and bridge days can each be protected as a whole day. The prerequisite is that the weekend or the adjacent part of the weekend is also protected.

The holiday regulations of the respective countries or special regulations of the member associations must be observed.

9. Attendance

If the event area is left during the tournament without the approval of the test director or the judge, there is no right to make up for a missed start.

10. Specific starting requirements in the classes

10.1 Sizes and classes

Classes

There are five classes:

Beginner , Treibball (Tb) 1, Tb 2, Tb 3 and Senior.

To start in the Beginner and Senior classes, only the general participation requirements and the minimum age regulations must be met. To start in classes Tb 1 to Tb 3, the promotion requirements must also be met. After starting in the senior class, you are no longer allowed to start in another class.

Start „Just for fun“

All teams that meet the general participation requirements (see paragraph Error: Reference not found) have the opportunity to start “Just for fun”. In contrast to the general participation requirements, no valid examination documents (see paragraph Error: Reference not found) need to be presented when starting “Just for fun”.

The start takes place taking into account the minimum age (see minimum age paragraph) according to the specifications of a freely chosen class that is offered in the tournament, at a distance offered in the tournament.

Size groups

The dogs are divided into three groups according to their shoulder height:

- Small under 35 cm shoulder height,
- Medium from 35 cm and under 45cm shoulder height,
- Large from 45 cm shoulder height.

10.2 Minimum age

Dogs are allowed to compete in the beginner class from the age of 12 months. In classes Tb 1 to Tb 3, dogs are allowed to take part from the age of 15 months. In the senior class, dogs are allowed to compete from the age of 8. The age on the day of the exam applies.

11. Rules of the game

11.1 Field and goal

The playing field is usually approx. 15 m x 30 m in size and surrounded by fences.

The goal is located on one of the two narrow sides (goal side). It is 3 m wide and 3 m deep.

The playing field and goal together form the competition area.

11.2 Choosing the correct ball size

The organizer will provide suitable balls for each size group.

The dog handler is free to choose the ball size, but not smaller than the dog's shoulder height minus 5 cm. The permitted deviation in ball size is not taken into account. The judge may assign a team a different ball size if appropriate for the dog's safety.

The ball sizes provided will be announced by the organizer when the tournament is advertised. If the ball size desired by the team is not provided by the organizer, you can bring your own balls. This must be communicated when registering for the competition. The balls will be handed over to the organizer for the duration of the competition. They can also be used for other teams. There is no right to use your own balls. The balls you bring with you must meet the requirements of these competition regulations. You only need to bring as many numbered balls as are needed for the team's class. In addition, two unnumbered spare balls should be brought in Tb 2 and Tb 3, and one unnumbered spare ball should be brought in the other classes.

11.3 Number and distance of balls

Depending on the class, the following number of balls must be driven per run:

Class	Number of balls
Beginner/Senior/Tb 1	3
Tb 2	6
Tb 3	8

The maximum distance of the balls from the goal depends on the class and size group. It is in meters:

	Small	Medium	Large
Beginner	3	4	5
Tb 1	5	7	10
Tb 2	7	10	15
TB 3	10	15	20
Senior	3	5	7

The distance is measured on the long side of the rectangle from the side of the goal. In run 1 this sets the distance from ball 1 to the center of the goal. In run 2, this defines the area on which the formation of the class can be placed.

11.4 Basic rules

The dog will be handled with a standard collar or harness during the event. Educational assistance and coercive measures are not permitted. Aids for the dog (e.g. hair ties) that are to remain on the dog during the test must be approved by the judge before the test begins. Other dog clothing or decorations are not permitted in the test. There is no entitlement to approval of an aid.

The handler enters the goal with the dog on a leash. He is allowed to walk briefly on the field with or without a dog before the run. The dog may be off-leash before the visit. No balls should be moved during the inspection.

It is allowed to carry a motivational device (food, toys) hidden in a bag on your body. A visible food bag is not permitted. The judge may request that training aprons or vests be removed. This will be communicated before the exam begins and applies equally to all participants.

Touching the dog and using any motivational device are prohibited on the field.

In the beginner and senior classes, the dog can be rewarded in the gate by feeding or petting it. The food may only be taken out of the bag immediately as a reward and must be given to the dog immediately. Apart from this exception, touching the dog and using a motivational device are also prohibited in the goal.

In particular, touching the dog to gain advantage or to exert pressure is prohibited at any time in the competition area.

After the inspection, the dog handler is in the gate with his dog before the start of the run. Leash, collar or harness as well as unauthorized aids must be removed now at the latest. Leashes, collars or harnesses as well as non-approved aids must be stored during the run so that the dog cannot see them.

At the start of a run, the balls lie in their positions on rings on the playing field. Balls that are driven or rolled from the ring or their starting position during the run are worked from the point to which they rolled. The judge may refrain from using the rings except in run 2 in the Fetch variant .

The start is approved by the judge with a show of hands.

The dog handler directs the dog from the gate using auditory or visual signals.

Except in the beginner class, the balls must be driven into the goal by the dog in numerically ascending order. Only the ball in its turn may be driven into the goal.

The dog should not drive the ball over the fencing or out of the back of the field. If this does happen, a helper will place the ball back on the playing field at the point where it left the playing field, 1 m from the edge of the playing field. The dog handler brings the dog into the goal and continues the work from there after approval from the judge. Time continues to run.

In classes Tb 1 to Tb 3, the dog handler is not allowed to leave the goal during the run. Beginners and seniors are allowed to leave the goal in run 1 after the lift and in run 2 after the start. If the handler has left the goal to help the dog, he must bring the dog behind a ball or take the dog back into the goal.

The dog is only allowed to push the ball when the handler is in the goal.

If the dog pushes a ball while the handler is on the field, the handler must stop immediately and bring the dog back behind the ball. The second time, the handler must bring the dog back into the gate and continue the work from there.

The dog and handler are not allowed to leave the competition area during the run.

11.5 Outrun and lift

In run 1, outrun and lift are required at the beginning. For the correct execution of outrun and lift, the dog handler is not allowed to enter the playing field.

Outrun

- The dog starts from the handler's right or left side.
- The dog is sent to ball 1 with a maximum of two short commands. A simultaneous combination of audio and visual signals counts as 1 command. The repetition of an audio or visual signal counts as a second command. A permanent command is not permitted.
- The dog is not allowed to cross between the handler and the balls.
- The dog is not allowed to change the position of a ball.
- The dog remains behind or next to ball 1.
- The outrun is now over.

If one of these criteria is not met or the dog handler has entered the field, the outrun is not passed.

Lift

- The lift connects directly to the outrun. No command may be given between outrun and lift. The lift is only possible if the formation of the balls is intact.
- At the start of the lift, the dog must be in a waiting position behind or next to ball 1.
- Only a short command may be given for the lift. A simultaneous combination of audio and visual signals counts as 1 command.
- The dog pushes ball 1 on command. No other ball may be pushed before ball 1.
- The lift is finished when ball 1 has been pushed.

If one of these criteria is not met or the dog handler has entered the field, the lift has failed.

11.6 Ball touched by the dog handler

When the ball is touched passively, the ball rolls towards the handler's body; when the ball is actively touched, the handler moves towards the ball.

Active or passive contact with the ball is permitted as soon as a ball has completely crossed the goal line.

Passive ball contact is also permitted if a ball is rolled towards the goal due to external influences and the dog handler has both feet in the goal.

Once a ball has been driven into the goal, it is considered complete even if it rolls back onto the field and is touched by the dog. The ball may be rolled back into the goal by the dog handler and the dog handler may briefly enter the playing field.

In all other cases, active or passive touching of a ball is not permitted. In particular, the dog handler may not change the position of a ball on the playing field..

11.7 External influences,for example wind, rain or extreme heat

If it is not possible to work cleanly due to strong wind or other external circumstances, the judge can cancel the test during a run and continue it later or have it repeated or order an interruption of the time measurement (time out).

If, in the Beginner or Senior classes, a ball, for whatever reason, rolls significantly beyond the distance that a dog in these classes can handle, the judge may order a time out and ask the handler to return the ball to its starting position. The handler then returns to the goal with the dog and continues the work from there. Timing continues when the dog crosses the goal line again.

If balls roll onto the playing field due to external influences, they will be ignored. If a ball rolls out of its position or off the field of play due to external influences, this does not result in a deduction. The judge can stop the run and repeat it, or order a time out until the balls are in order.

If it is repeated, the assessment restarts. In the event of an interruption, the error points accumulated up to that point are retained. The dog starts out of the gate after a break.

11.8 Runs

The organizer determines the order according to classes and sizes in consultation with the judge.

Timing, time limit, false start

The handler is in the goal with the dog and waits for the judge's hand signal. The handler must have both feet in the gate at the start and end of the run.

Start Dog crosses the goal line with his front paws.

End The time measurement ends when the dog has taken a sitting or down position in the goal after the last ball has been in the goal. All of the dog's paws must be in the gate.

The time limit per run is 6 minutes.

If you start before the judge has cleared the course ("false start"), the run will be stopped by the judge. The team gets one chance to repeat the start.

Run 1 Classic

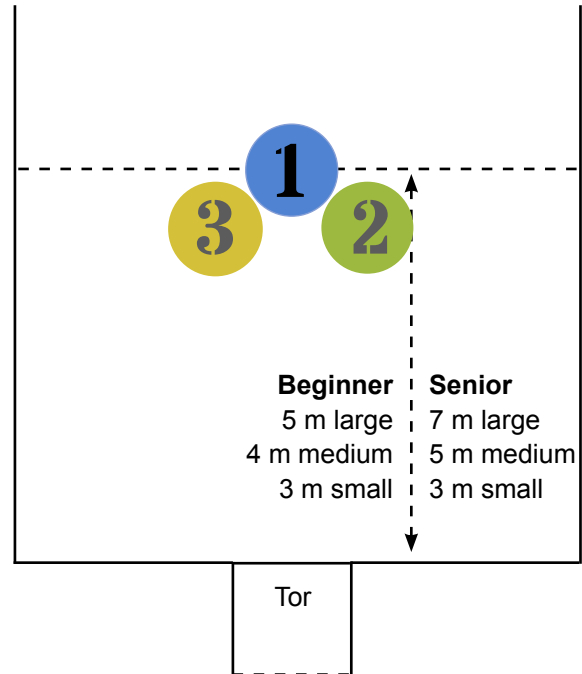
The balls are in a pyramid shape. Ball 1 is located in the middle in front of the goal at the maximum distance for the class and size group.

Beginner, Tb 1 and Senior

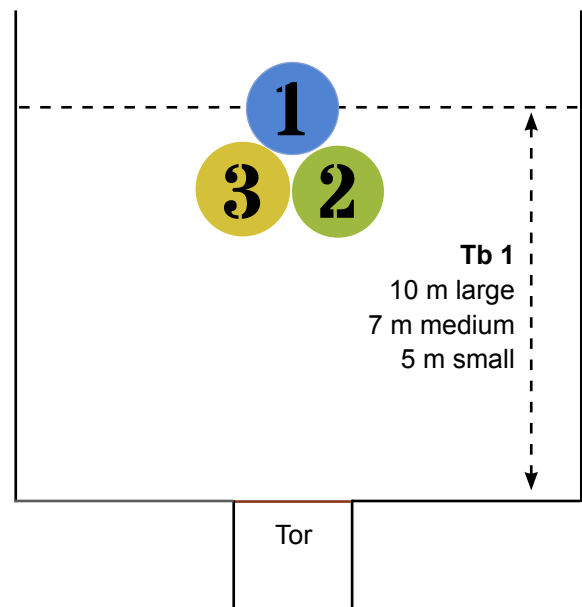
There are three balls on the field.

For beginners and seniors, balls two and three are placed a short ball diameter apart from each other.

In the beginner class, balls 2 and 3 can be driven into the goal in any order.

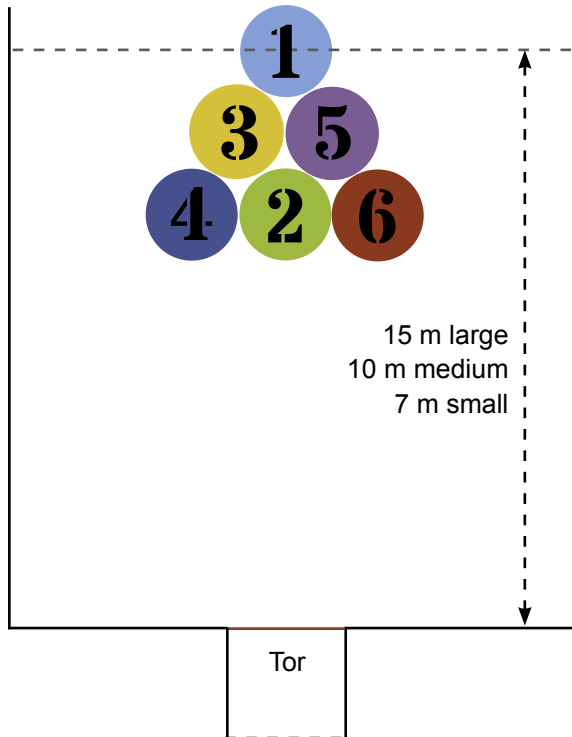


In Tb1 and Senior, the position of balls 2 and 3 in the pyramid can be freely chosen by the judge. It is the same for all participants



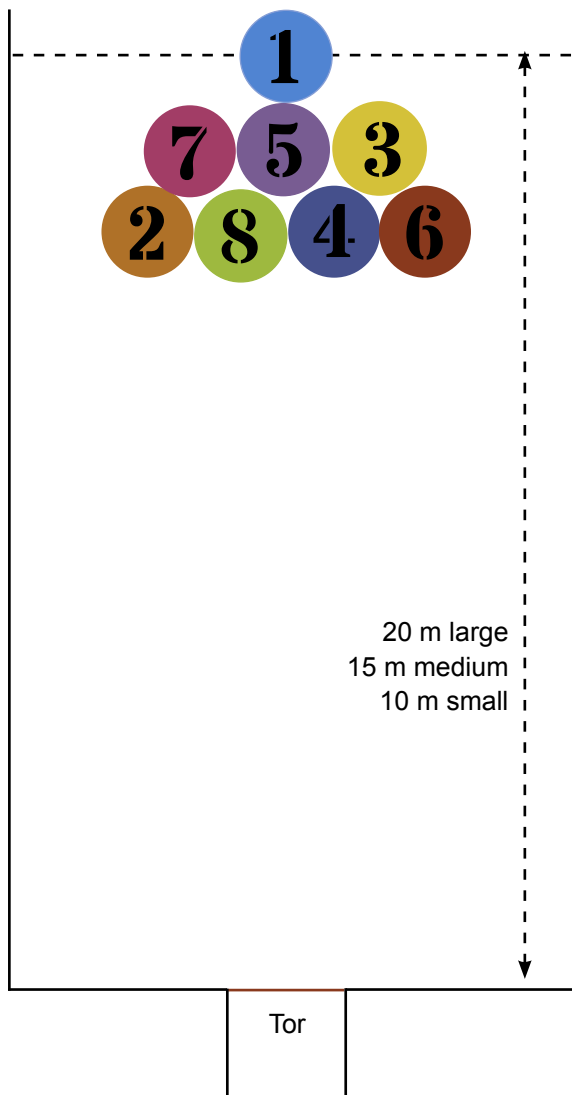
Tb 2

There are six balls on the field. The position of balls 2-6 in the pyramid can be freely chosen by the judge. It is the same for all participants.



Tb 3

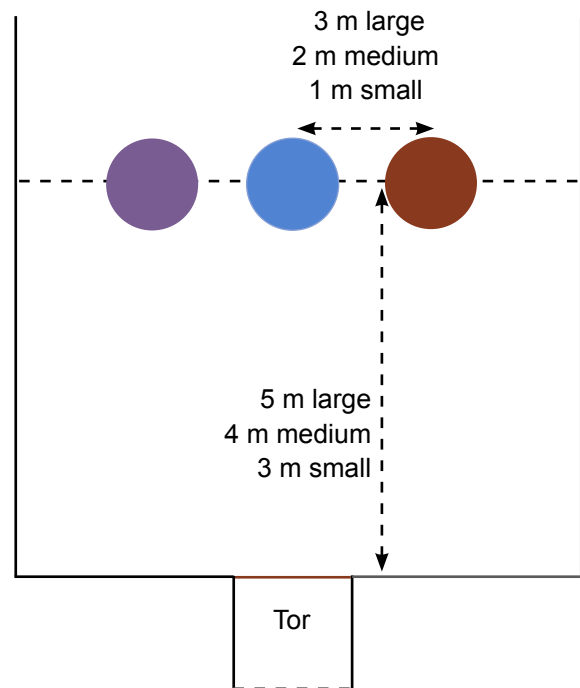
There are eight balls on the field. The position of balls 2-8 in the pyramid can be freely chosen by the judge. It is the same for all participants.



Run 2

The judge sets the formation and standard time for run 2. They will be published on the day of the tournament. The same formation is laid in each size group of a class. The distances are adjusted as proportionally as possible.

For beginners, three balls are placed next to each other in a line at the respective distance. There is a ball in the middle of the goal. The other two balls are on the left and right. The distance between the balls is 3 m for large, 2 m for medium and 1 m for small. The balls can be driven into the goal in any order.



In the other classes there are two variants:

Fetch

- There is a clear corridor from each ball to the goal, so that the ball can be driven into the goal from the starting position without touching another ball that is still on its ring.
- The balls are placed on rings with a distance of at least 1.5 times the ball diameter from each other and from the fence.
- Only the ball in its current turn may be driven from the ring. It is irrelevant whether the ball was driven directly from the ring by the dog or was pushed off the ring by another ball.

Shed

- The balls are distributed randomly on the surface. Closed formations in which the numerically lower ball is blocked by numerically higher balls are permitted.
- The balls in the formation may touch each other.
- The balls are at least one ball diameter away from the fence.

12. Rating, promotion and relegation

12.1 Maximum number of points

The maximum number of points per run is the number of balls on the field times ten. It is achieved when all balls to be driven are driven into the goal by the team without errors within the standard time.

Class	maximum number of points per run
Beginner/Senior/Tb 1	30
Tb 2	60
Tb 3	80

12.2 Cancellation

Cancellation occurs in the following cases:

Dog

- actively destroys a ball,
- urinates or defecates on the field or in the goal,
- endangers itself while pushing the ball,
- starts with a collar, harness or an unapproved aid,
- leaves the examination area due to disobedience.

Dog handler

- starts twice without approval from the judge,
- puts massive pressure on the dog or endangers the dog,
- uses a motivational device inappropriately or carries it visibly with him,
- touches the dog to gain advantage or to apply pressure
- tolerates or encourages pushing the ball while handler is on the field,
- changes or influences the position of a ball on the field during the run,
- leaves the examination area,
- discusses with the judge,
- behaves in an unsportsmanlike manner or
- aborts the run.

Team

- exceeds the time limit.

The judge decides whether the aborted run can be completed as a practice run and whether a team that was aborted in run 1 can take part in run 2 for practice purposes.

If a dog is injured during the run and/or its performance is limited, the judge has the right to cancel the test for this dog, even against the dog handler's assessment. In these cases, the aborted run may not be continued and participation in the competition ends.

If a run is aborted, the result is Failed and no points are awarded.

12.3 Demerit points

Any violation of the rules of the game that does not result in abandonment will result in demerit points.

Errors per ball

The following errors are counted individually for each ball. A maximum of 10 penalty points per ball will be scored.

1

The following is assigned 1 demerit point:

- If the dog handler enters the playing field without permission,
- an unauthorized touch of the ball by the dog handler without changing the position of the ball,
- if the dog pushes a ball while the handler is on the field and
- in run 2, variant fetch: when the dog directly or indirectly pushes a ball out of sequence from the ring.

10 demerit points will be awarded if the dog

- pushes a wrong ball into the goal or
- pushes a ball out of the field.

10

Errors per run

The following errors are counted per run.

Will be assigned 1 demerit point

- a faulty "lift",
- unauthorized touching of the dog,
- Doesn't sit or lie down at the end of the run with all paws in the goal as well
- for beginners and seniors: drop food in the goal.

An incorrect outrun is assigned 2 demerit points.

1

2

12.4 Standard time, time error

A timing error occurs when the runtime is slower than standard time. In this case, the difference between runtime and standard time is calculated. This difference in seconds divided by 10 gives the time error points.

There are no time errors in the senior class.

12.5 Total points and placement

The total score is calculated as follows:

- For each run, the penalty points and the time penalty points are deducted from the maximum number of points. In the senior class, only the demerit points are deducted. If the sum of the deductions exceeds the maximum achievable points for the run, zero points are awarded.
- The result is rounded to whole numbers (points per run).
- The points per run are added together to give the total points.
-

Placement is either based on classes only or based on classes and size groups. The organizer makes the decision. It will be announced to participants at the start of the event at the latest. Placement is based on total points. The team with the highest total points wins. If the total number of points is the same, the place will be placed according to the faster overall running time. Teams with the same result will be placed equally. The resulting vacant positions remain unfilled.

Participants “Just for fun” will not be taken into account for placement.

12.6 Entry of the evaluation results

The evaluation result will only be entered into the examination documents presented when registering. If you have several association affiliations, the entry is only made in one document. Additions at a later date are not permitted.

If you start “Just for fun”, the test results will not be entered.

12.7 Predicates, promotion and relegation

Depending on the overall score, the following awards are awarded:

Class	Beginner/Senior/Tb 1		Tb 2		Tb 3	
	1	2	1	2	1	2
Maximum points	30	30	60	60	80	80
Maximum total points	60		120		160	
Excellent	54		108		144	
Very good	48		96		128	
Good	42		84		112	
Passed	36		72		100	

The rating is decisive for a team’s promotion to the next class. The following applies:

- With an “Excellent” or three “Very Good” grades you can start in the next class.
- After being rated “Excellent” three times, you have to be promoted.

Each team must meet the promotion criteria; the promotion of the dog or the dog handler alone is not decisive.

If you start “Just for fun”, the team will be informed of the number of points they have achieved. No rating is awarded. The result does not qualify for entry into a class or championship. It has no influence on qualifications already achieved.

Each team can voluntarily be relegated after starting at least once in the class it has achieved.

The same rules apply to re-ascension as to advancement.

13. Disqualification

13.1 Disqualification due to poor social compatibility

A dog that bites, attempts to bite, attacks or attempts to attack any person or other dog at any time during the event will be immediately disqualified. All points will be withdrawn even if the demonstration has already been completed. Handlers of such dogs must demonstrate social compatibility before the next start in a Treibball competition. The judge makes the decision about disqualification. The decision cannot be appealed. The disqualification will be entered into the examination documents by the judge on the day of the examination and signed by him. The entry reads: "Disqualification due to poor social compatibility, dog must prove social compatibility through a suitable test before the next start in a Treibball competition." The judge sends the test documents to the VDH member club that provides appointment protection, from there they are sent to the responsible VDH -Association given with reference to the regulation in these examination regulations.

13.2 Disqualification due to dog handler misconduct

Misbehavior by the dog handler during the event can also result in disqualification.

In particular, a disqualification will occur

- if there is a serious impact on the dog,
- in the event of extremely unsportsmanlike behavior on the part of the dog handler (e.g. excessive consumption of alcohol),
- in the event of violations of animal welfare regulations or
- in the case of violations of good morals.

The following is entered into the proof of performance:

"Disqualification due to unsportsmanlike behavior of the dog handler". The judge sends the examination documents to the VDH member association that provides the deadline, from there they are given to the responsible VDH association with a reference to the provisions in these examination regulations.

14 Standard time and speed

The following standard times and speeds apply in the period from January 1st, 2023 to December 31st, 2024:

Class	Run 1 (min:sec)	Run 2 Fetch m/sec	Run 2 Shed m/sec
Beginner	01:20	01:20	–
Tb 1	01:00	0,9	0,8
Tb 2	02:00	1,2	1,0
Tb 3	02:40	1,5	1,2

The standard time or speed can be adjusted by a maximum factor of 2 for each run and size group at the judge's discretion.

15. Annexes to these examination regulations

Annex 1: VDH Turnierkarte Treibball

Annex 2: Entry of the examination result in the examination documents

The entry of the examination result in the examination documents must contain the following:

- Date and place of the test
- Name of the dog handler
- Class
- Type of course in run 2
- total score
- predicate
- Signature and stamp of the judge

Verband für das Deutsche Hundewesen (VDH) e. V

Westfalendamm 174

44141 Dortmund

Telefon: +49 231 565 00-0

Telefax: +49 231 592 440

E-Mail: info@vdh.de

Internet: www.vdh.de

Veröffentlichung dieses Regelwerkes online/offline nur mit ausdrücklicher Genehmigung des Urhebers
